

6"

MACH 60

Top-adaptor with integral N.R.V. (Non-Return-Valve) replaceable air distributor.

Reversible cylinder for extended life.

Simplified piston geometry for improved balance and location within the cylinder.

Revised chamber volumes and cycle timing to optimize performance.



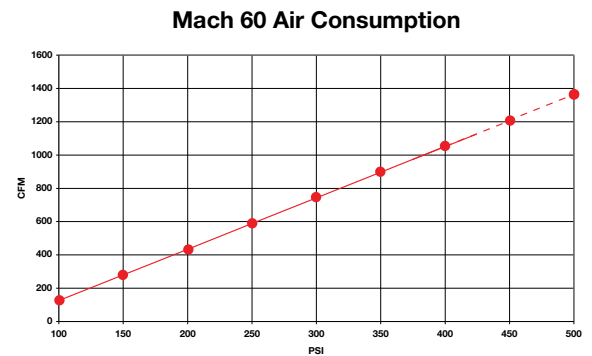
The Mach 60 is a general purpose hammer suitable for all rock conditions at a wide range of air pressures. The hammer is fitted with a reversible cylinder to prolong service life.

Mach 60 is versatile and reliable, requiring only a few simple tools for servicing and maintenance. Mach 60 is very economical to operate due to its relatively low air consumption and has a unique Mach 60 shank for full bit support. This hammer is most suited for use with the Sim-Cas Overburden system because of the high frequency of the piston/cycle.

Suitable for operation at air pressures of 100 - 435 psi (7 - 30 bar).

Drilling diameters of 152mm - 216mm (6 - 9 5/8").

Air Consumption



Figures are based on theoretical data

Available Shanks

Halco Mach 60



Hammer Overview

| | |
|----------------------------|--------------------|
| Hammer Type | Mach 60 |
| Part Number | 600035 |
| Shank | Halco Mach 60 |
| Top Thread | 3.1/2" Api Reg Pin |
| Flat Hammer Size | 90mm (3.544") |
| Weight | 89 Kg |
| Outside Diameter | 138mm (5.433") |
| Make Up Length | 1095mm (43.110") |
| Recommended Minimum Thrust | 500 Kg (1100 Lbs) |
| Recommended Maximum Thrust | 1500 Kg (3300 Lbs) |

Parts List

| | | |
|---------------------|--------------------|---------------------|
| Hammer Type | Mach 60 | |
| Shank | Halco | |
| Model Number | 600035 | |
| Item | Description | Part Numbers |
| 1 | Thread Protector | 201701 |
| 2 | Top-Adaptor | 601555 |
| 3 | Non Return Valve | 601560 |
| 4 | N.R.V. Spring | 760079 |
| 5 | N.R.V. Housing | 601558 |
| 6 | Compression Ring | 601562 |
| 7 | Shim - 0.50mm | 601590 |
| | Shim - 1.00mm | 601797 |
| | Shim - 1.50mm | 601798 |
| 8 | Air Distributor | 601557 |
| 9 | O'Ring | 768130 |
| 10 | Snap Ring | 783012 |
| 11 | Cylinder | 601553 |
| 12 | Piston | 601554 |
| 13 | Snap Ring | 783012 |
| 14 | Bottom Spacer | 601571 |
| 15 | Bit Retaining Ring | 601573 |
| 16 | O'Ring | 747105 |
| 17 | Chuck Spacer | 601563 |
| 18 | Chuck | 601556 |
| 19 | Cap | 741009 |
| SK | Service Kit | SK07 |
| RK | Repair Kit | RK10 |
| | Foot Valve | 601570 |
| | F/V Tool - Body | 601568 |
| | F/V Tool - Pusher | 601569 |

Drill Bits

| Part Number | Diameter mm | Inch | Face | | Button | | Over Size | Weight (Kg) |
|----------------------------|-------------|-------|---------|-------|-----------|---|-----------|-------------|
| | | | Design | Type | Qty | | | |
| Halco Mach 60 Shank | | | | | | | | |
| 650585 | 152 | 6 | Convex | Domed | 16 x 16mm | | | 23.5 |
| 650939 | 165 | 6.1/2 | Convex | Domed | 19 x 16mm | | | 26 |
| 650927 | 170 | 6.3/4 | Flat | Domed | 19 x 16mm | | | 26 |
| 650474 | 178 | 7 | Convex | Domed | 18 x 16mm | Y | | 30 |
| 650354 | 191 | 7.1/2 | Convex | Domed | 21 x 16mm | Y | | 32.5 |
| 650440 | 200 | 7.7/8 | Convex | Domed | 20 x 16mm | Y | | 34 |
| 650681 | 203 | 8 | Concave | Domed | 31 x 16mm | Y | | 35 |
| 650363 | 216 | 8.1/2 | Flat | Domed | | | | |
| 650441 | 225 | 8.7/8 | Convex | Domed | 26 x 16mm | Y | | 42 |
| 650457 | 245 | 9.5/8 | Convex | Domed | 27 x 16mm | Y | | 49 |

6"

DOMINATOR 600

Top-adaptor with internal N.R.V. (Non-Return-Valve) replaceable air distributor.

Revised chamber volumes and cycle timing to optimize performance.

Simplified piston geometry for improved balance and location within the cylinder.



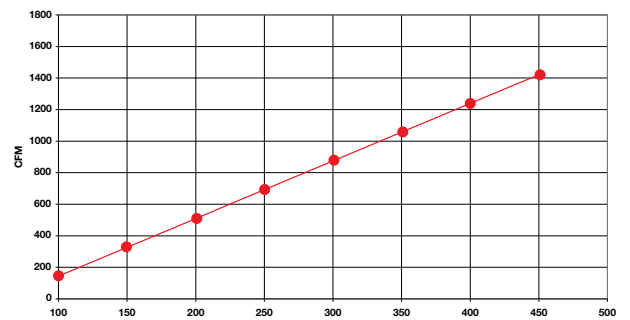
The Dominator 600 is a class leader in performance and is suitable for drilling at a wide range of air pressures, excelling at higher working pressures. Dominator 600 has a unique extended top-adaptor with retract carbides on Ingersoll-Rand and Mission versions for digging out of drilled bores.

Suitable for operation at air pressures of 100 - 435 psi (7 - 30 bar).

Drilling diameters of 152 - 245mm (6 - 9 5/8").

Air Consumption

Dominator 600 Air Consumption




Figures are based on theoretical data

Available Shanks

Halco Mach 60 shank

IR DHD 360

Sandvik Mission A53-25



Hammer Overview

| Hammer Type | Dominator 600 | Dominator 600 | Dominator 600 |
|----------------------------|--------------------|--------------------|--------------------|
| Part Number | 600151 | 600094 | 600152 |
| Shank | Halco | Ingersoll Rand | Sandvik Mission |
| | Mach 60 | DHD 360 | A53-25 |
| Top Thread | 3.1/2" Api Reg Pin | 3.1/2" Api Reg Pin | 3.1/2" Api Reg Pin |
| Flat Hammer Size | 90mm (3.544") | 101mm (3.977") | 101mm (3.977") |
| Weight | 89 Kg | 89 Kg | 89 Kg |
| Outside Diameter | 139mm (5.472") | 139mm (5.472") | 139mm (5.472") |
| Make Up Length | 1208mm (47.559") | 1208mm (47.559") | 1208mm (47.559") |
| Recommended Minimum Thrust | 500 Kg (1100 Lbs) | 500 Kg (1100 Lbs) | 500 Kg (1100 Lbs) |
| Recommended Maximum Thrust | 1500 Kg (3300 Lbs) | 1500 Kg (3300 Lbs) | 1500 Kg (3300 Lbs) |

Parts List

| Hammer Type | Dominator 600 | Dominator 600 | Dominator 600 |
|--------------|--------------------|---------------|---------------|
| Shank | Halco | IR DHD 360 | A53-25 |
| Model Number | 600151 | 600094 | 600152 |
| Item | Description | Part Number | Part Number |
| 1 | Thread Protector | 201701 | 201701 |
| 2 | Top-Adaptor | 601935 | 602240 |
| 3 | O'Ring | 768140 | 768140 |
| 4 | Non Return Valve | 601560 | 601560 |
| 5 | N.R.V. Spring | 760079 | 760079 |
| 6 | N.R.V. Housing | 601940 | 601940 |
| 7 | Shim - 4mm | 601946 | 601946 |
| | Shim - 5mm | 601947 | 601947 |
| | Shim - 6mm | 601948 | 601948 |
| | Shim - 7mm | 601949 | 601949 |
| 8 | Compression Spring | 760096 | 760096 |
| 9 | Air Distributor | 601979 | 601979 |
| 10 | O'Ring | 768055 | 768055 |
| 11 | Snap Ring | 783017 | 783017 |
| 12 | Cylinder | 601937 | 601937 |
| 13 | Piston | 602600 | 602819 |
| 14 | Snap Ring | 783017 | 783017 |
| 15 | Bottom Spacer | 601943 | 747105 |
| 16 | Bit Guide Bush | - | 602239 |
| 17 | Bit Retaining Ring | 601941 | 602504 |
| 18 | O'Ring | 747105 | 747105 |
| 19 | Chuck Spacer | 601942 | 601942 |
| 20 | Chuck | 601936 | 601936 |
| 21 | Cap | 741009 | 741009 |
| SK | Service Kit | SK05 | SK21 |
| RK | Repair Kit | RK07 | RK35 |
| | Foot Valve | 601570 | 601595 |
| | F/V Tool - Body | 601568 | 601878 |
| | F/V Tool - Pusher | 601569 | 601569 |

Drill Bits

| Part Number | Diameter mm | Inch | Face Design | Type | Button Qty | Over Size | Weight (Kg) |
|--|-------------|-------|-------------|--------------|-----------------------------------|-----------|-------------|
| Sandvik Mission A53-15 / SD6 | | | | | | | |
| 650550 | 151 | 6 | Concave | Domed | 16 x 16mm | | 26 |
| 650790 | 165 | 6.1/2 | Concave | Domed | 18 x 16mm | | 27.5 |
| 650940 | 165 | 6.1/2 | Convex | Domed | 19 x 16mm | | 27.5 |
| 650701 | 171 | 6.3/4 | Concave | Domed | 24 x 16mm | | 26.2 |
| 650695 | 178 | 7 | Flat | Domed | 20 x 16mm | Y | 29 |
| 650008 | 191 | 7.1/2 | Concave | Domed | 24 x 16mm | Y | 30 |
| 650336 | 203 | 8 | Convex | Domed | 20 x 16mm | Y | 36 |
| 650065 | 216 | 8.1/2 | Concave | Domed | 22 x 20mm | Y | 36 |
| Ingersoll Rand (DHD360) / Atlas Copco Cop64 | | | | | | | |
| 650783 | 152 | 6 | Convex | Domed | 20 x 16mm | | 25 |
| 650793 | 152 | 6 | Concave | Domed | 17 x 16mm | | 25 |
| 650789 | 165 | 6.1/2 | Concave | Domed | 18 x 16mm | | 25.5 |
| 650795 | 165 | 6.1/2 | Convex | Domed | 20 x 16mm | | 26 |
| 650605 | 165 | 6.1/2 | Flat | Domed | 12 x 16mm / 8 x 16mm Long | | 25.8 |
| 650897 | 165 | 6.1/2 | Flat | Domed | 8 x 20mm / 9 x 16mm Long | | 26.2 |
| 650016 | 165 | 6.1/2 | Flat | Domed/Wear | 12 x 16mm / 8 x 16mm L/8 x 13mm W | | 26.7 |
| 653134 | 165 | 6.1/2 | Convex | Domed | 16 x 16mm / 12 x 16mm Long | | 25 |
| 650982 | 170 | 6.3/4 | Convex | Domed | 6 x 16mm / 13 x 18mm | | 26.5 |
| 653038 | 170 | 6.3/4 | Concave | Domed | 18 x 16mm | | 26.5 |
| 653097 | 180 | 7 | Concave | Domed | 18 x 16mm | Y | 27.3 |
| 650686 | 180 | 7 | Concave | Domed/S-Ball | 8 x 16mm D/10 x 16mm S-B | Y | 27.3 |
| 653098 | 190 | 7.1/2 | Concave | Domed | 24 x 16mm | Y | 30 |
| 653023 | 200 | 7.7/8 | Convex | Domed | 21 x 16mm | Y | 34.5 |
| 650673 | 203 | 8 | Concave | Domed | 31 x 16mm | Y | 35.2 |
| 650335 | 203 | 8 | Convex | Domed | 20 x 16mm | Y | 35 |
| 650684 | 220 | 8.5/8 | Concave | Domed | 22 x 20mm | Y | 40 |
| 650696 | 241 | 9.1/2 | Flat | Domed | 18 x 16mm / 10 x 20mm | Y | 50 |
| Halco Mach 60 Shank | | | | | | | |
| 650585 | 152 | 6 | Convex | Domed | 16 X 16mm | | 23.5 |
| 650939 | 165 | 6.1/2 | Convex | Domed | 19 X 16mm | | 26 |
| 650927 | 170 | 6.3/4 | Flat | Domed | 19 X 16mm | | 26 |
| 650474 | 178 | 7 | Convex | Domed | 18 X 16mm | Y | 30 |
| 650354 | 191 | 7.1/2 | Convex | Domed | 21 X 16mm | Y | 32.5 |
| 650440 | 200 | 7.7/8 | Convex | Domed | 20 X 16mm | Y | 34 |
| 650681 | 203 | 8 | Concave | Domed | 31 X 16mm | Y | 35 |
| 650441 | 225 | 8.7/8 | Convex | Domed | 26 X 16mm | Y | 42 |
| 650457 | 245 | 9.5/8 | Convex | Domed | 27 X 16mm | Y | 49 |

6"

SUPER DOMINATOR 600

One piece top-adaptor reduces internal parts. No make up required. External N.R.V. for easy maintenance.

Revised chamber volumes and cycle timing to optimize performance.

Simplified piston geometry for improved balance and location within the cylinder.



The Super Dominator 600 is one of the fastest 6" hammers specifically designed for high production drilling in blast-hole applications. The Super Dominator 600 is a reduced weight hammer with waterwell drilling capabilities. The unique one piece top-adaptor with N.R.V. (Non-Return-Valve) makes it easy to maintain and service the hammer.

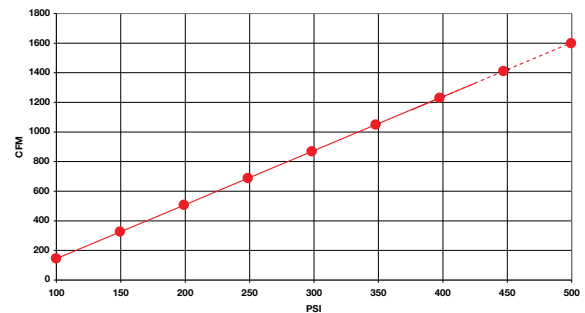
Super Dominator 600 requires only few tools to service and maintain the hammer.

Suitable for operation at air pressures of 100 - 435 psi (7 - 30 bar).

Drilling diameters of 135mm - 165mm (6 1/8 - 9 1/2").

Air Consumption


Super Dominator 600 Air Consumption



Figures are based on theoretical data

Available Shanks

IR DHD 360



Hammer Overview

| | |
|-----------------------------------|----------------------------|
| Hammer Type | Super Dominator 600 |
| Part Number | 600272 |
| Shank | Ingersoll Rand |
| | DHD 360 |
| Top Thread | 3 .1/2" Api Reg Pin |
| Flat Hammer Size | 101mm (3.977") |
| Weight | 100 Kg |
| Outside Diameter | 140mm (5.511") |
| Make Up Length | 1139mm (44.842") |
| Recommended Minimum Thrust | 500 Kg (1100 Lbs) |
| Recommended Maximum Thrust | 1500 Kg (3300 Lbs) |

Parts List

| | | |
|---------------------|----------------------------|--------------------|
| Hammer Type | Super Dominator 600 | |
| Shank | IR DHD 360 | |
| Model Number | 600272 | |
| Item | Description | Part Number |
| 1 | Thread Protector | 201701 |
| 2 | Snap Ring | 783050 |
| 3 | N.R.V. Seat | 603872 |
| 4 | O'Ring | 768112 |
| 5 | Non Return Valve | 603554 |
| 6 | N.R.V. Spring | 760135 |
| 7 | N.R.V. Spring Shield | 603652 |
| 8 | Top-Adaptor | 603506 |
| 9 | O'Ring | 768140 |
| 10 | O'Ring | 768055 |
| 11 | Cylinder | 603584 |
| 12 | Piston | 602891 |
| 13 | Snap Ring | 783017 |
| 14 | O'Ring | 747105 |
| 15 | Bit Guide Bush | 602239 |
| 16 | Bit Retaining Ring | 603749 |
| 17 | O'Ring | 747105 |
| 18 | Chuck Spacer | 601942 |
| 19 | Chuck | 602495 |
| 20 | End Cap | 741009 |
| SK | Service Kit | SK37 |
| RK | Repair Kit | RK65 |
| | Foot Valve | 601595 |
| | F/V Tool - Body | 601878 |
| | F/V Tool - Pusher | 601569 |

Drill Bits

| Part Number | Diameter | | Face | | Type | Button Qty | Over Size | Weight (Kg) |
|--|----------|-------|---------|--|-------|----------------------------|-----------|-------------|
| | mm | Inch | Design | | | | | |
| Ingersoll Rand (DHD360) / Atlas Copco Cop64 | | | | | | | | |
| 650783 | 152 | 6 | Convex | | Domed | 20 x 16mm | | 25 |
| 650789 | 165 | 6.1/2 | Concave | | Domed | 18 x 16mm | | 25.5 |
| 650795 | 165 | 6.1/2 | Convex | | Domed | 20 x 16mm | | 26 |
| 653134 | 165 | 6.1/2 | Convex | | Domed | 16 x 16mm / 12 x 16mm Long | | 25 |
| 653038 | 170 | 6.3/4 | Concave | | Domed | 18 x 16mm | | 26.5 |
| 653097 | 180 | 7 | Concave | | Domed | 18 x 16mm | Y | 27.3 |
| 653098 | 190 | 7.1/2 | Concave | | Domed | 24 x 16mm | Y | 30 |
| 653023 | 200 | 7.7/8 | Convex | | Domed | 21 x 16mm | Y | 34.5 |
| 650673 | 203 | 8 | Concave | | Domed | 31 x 16mm | Y | 35.2 |
| 650335 | 203 | 8 | Convex | | Domed | 21 x 16mm | Y | 35 |
| 650684 | 220 | 8.5/8 | Concave | | Domed | 22 x 20mm | Y | 40 |
| 650696 | 241 | 9.1/2 | Flat | | Domed | 18 x 16mm / 10 x 20mm | Y | 50 |

6"


SUPER DOMINATOR 650

One piece top-adaptor reduces internal parts. No make up required. External N.R.V. for easy maintenance.

Revised chamber volumes and cycle timing to optimize performance.

Simplified piston geometry for improved balance and location within the cylinder.

Heavy duty reversible cylinder for extended hammer life.



The Super Dominator 650 combines the raw power of the Super Dominator 600 with extended hammer life in abrasive conditions due to its heavy duty outside diameter and reversible cylinder. The unique one piece top-adaptor with N.R.V. (Non-Return-Valve) makes the hammer easy to inspect and maintain.

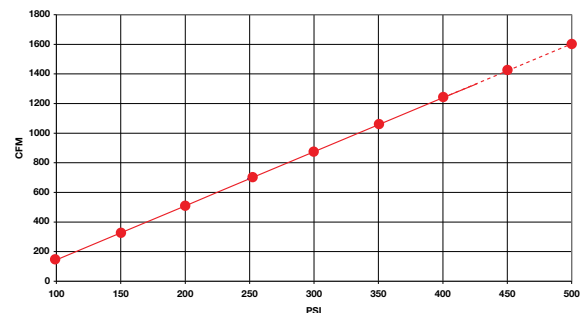
Super Dominator 650 requires only few tools to service and maintain the hammer.

Suitable for operation at air pressures of 100 - 435 psi (7 - 30 bar).

Drilling diameters of 165mm - 241mm (6 1/2 - 9 1/2").

Air Consumption

Super Dominator 650 Air Consumption



Figures are based on theoretical data

Available Shanks

IR DHD 360

Sandvik Mission A53-15/SD6



Hammer Overview

| Hammer Type | Super Dominator 650 | |
|----------------------------|---------------------|---------------------|
| Part Number | 600213 | 600233 |
| Shank | Ingersoll Rand | Sandvik Mission |
| | DHD 360 | A53-15/SD6 |
| Top Thread | 3 .1/2" Api Reg Pin | 3 .1/2" Api Reg Pin |
| Flat Hammer Size | 101mm (3.977") | 101mm (3.977") |
| Weight | 104 Kg | 104 Kg |
| Outside Diameter | 146mm (5.748") | 146mm (5.748") |
| Make Up Length | 1139mm (44.842") | 1139mm (44.842") |
| Recommended Minimum Thrust | 500 Kg (1100 Lbs) | 500 Kg (1100 Lbs) |
| Recommended Maximum Thrust | 1500 Kg (3300 Lbs) | 1500 Kg (3300 Lbs) |

Parts List

| Hammer Type | Super Dominator 650 | |
|--------------|----------------------|--------------|
| Shank | I.R DHD360 | A53-15 / SD6 |
| Model Number | 600213 | 600233 |
| Item | Description | Part Number |
| 1 | Thread Protector | 201701 |
| 2 | Snap Ring | 783050 |
| 3 | N.R.V. Seat | 603872 |
| 4 | O'Ring | 768112 |
| 5 | Non Return Valve | 603554 |
| 6 | N.R.V. Spring | 760135 |
| 7 | N.R.V. Spring Shield | 602652 |
| 8 | Top-Adaptor | 603643 |
| 9 | O'Ring | 768140 |
| 10 | O'Ring | 768055 |
| 11 | Cylinder | 603151 |
| 12 | Piston | 602891 |
| 13 | Snap Ring | 783017 |
| 14 | Bottom Spacer | - |
| 15 | O'Ring | 747105 |
| 16 | Bit Guide Bush | 602239 |
| 17 | Bit Retaining Ring | 603749 |
| 18 | O'Ring | 747105 |
| 19 | Chuck Spacer | 601928 |
| 20 | Chuck | 602595 |
| 21 | End Cap | 741009 |
| SK | Service Kit | SK28 |
| RK | Repair Kit | RK48 |
| | Foot Valve | 601595 |
| | F/V Tool - Body | 601878 |
| | F/V Tool - Pusher | 601569 |

Drill Bits

| Part Number | Diameter | | Face | | Type | Button Qty | Over Size | Weight (Kg) |
|--|----------|-------|---------|-------|----------------------------|------------|-----------|-------------|
| | mm | Inch | Design | | | | | |
| Ingersoll Rand (DHD360) / Atlas Copco Cop64 | | | | | | | | |
| 650789 | 165 | 6.1/2 | Concave | Domed | 18 x 16mm | | | 25.5 |
| 650795 | 165 | 6.1/2 | Convex | Domed | 20 x 16mm | | | 26 |
| 653134 | 165 | 6.1/2 | Convex | Domed | 16 x 16mm / 12 x 16mm Long | | | 25 |
| 653038 | 170 | 6.3/4 | Concave | Domed | 18 x 16mm | | | 26.5 |
| 653097 | 180 | 7 | Concave | Domed | 18 x 16mm | | Y | 27.3 |
| 653098 | 190 | 7.1/2 | Concave | Domed | 24 x 16mm | | Y | 30 |
| 653023 | 200 | 7.7/8 | Convex | Domed | 21 x 16mm | | Y | 34.5 |
| 650673 | 203 | 8 | Concave | Domed | 31 x 16mm | | Y | 35.2 |
| 650684 | 220 | 8.5/8 | Concave | Domed | 22 x 20mm | | Y | 40 |
| 650696 | 241 | 9.1/2 | Flat | Domed | 18 x 16mm / 10 x 20mm | | Y | 50 |
| Sandvik Mission A53-15 / SD6 | | | | | | | | |
| 650790 | 165 | 6.1/2 | Concave | Domed | 18 x 16mm | | | 27.5 |
| 650940 | 165 | 6.1/2 | Convex | Domed | 19 x 16mm | | | 27.5 |
| 650701 | 171 | 6.3/4 | Concave | Domed | 24 x 16mm | | | 26.2 |
| 650695 | 178 | 7 | Flat | Domed | 20 x 16mm | | Y | 29 |
| 650008 | 191 | 7.1/2 | Concave | Domed | 24 x 16mm | | Y | 30 |
| 650336 | 203 | 8 | Convex | Domed | 20 x 16mm | | Y | 36 |
| 650065 | 216 | 8.1/2 | Concave | Domed | 22 x 20mm | | Y | 36 |

6"

SUPER DOM 650 HD QL 60


One piece top-adaptor reduces internal parts. No make up required.

Revised reversible chamber volumes and cycle timing to optimize performance.

Simplified piston geometry for improved balance and location within the cylinder.

Reversible cylinder.

IR QL 60 shank reduces contact stresses and wear rates.



The Super Dominator 650 HD QL 60 has been designed to give maximum performance in blast-hole applications. This hammer has been tuned to efficiently utilize the air supply to give optimum penetration rates. The Super Dominator 650 HD QL 60 is suitable for drilling over a wide range of air pressures, excelling at higher pressures.

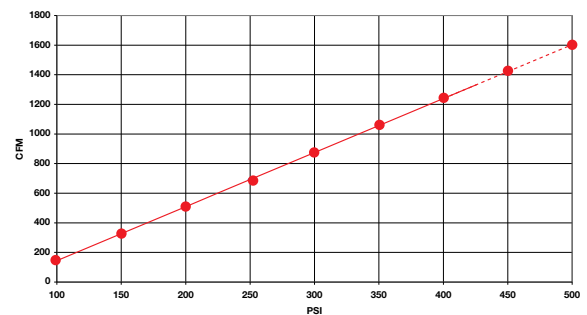
The unique top-adaptor with N.R.V. (Non-Return-Valve) makes this hammer easy to maintain and service.

Suitable for operation at air pressures of 100 - 435 psi (7 - 30 bar).

Drilling diameters of 165mm - 241mm (6 1/2 - 9 1/2").

Air Consumption

Super Dominator 650 HD QL 60 Air Consumption



Figures are based on theoretical data

Available Shanks

IR QL 60



Hammer Overview

| | |
|----------------------------|-------------------------------------|
| Hammer Type | Super Dominator 650 HD QL 60 |
| Part Number | 600316 |
| Shank | Ingersoll Rand QL 60 |
| Top Thread | 3.1/2" Api Reg Pin |
| Flat Hammer Size | 101mm (3.977") |
| Weight | 100 Kg |
| Outside Diameter | 146mm (5.748") |
| Make Up Length | 1043mm (41.07") |
| Recommended Minimum Thrust | 500 Kg (1100 Lbs) |
| Recommended Maximum Thrust | 1500 Kg (3300 Lbs) |

Parts List

| | | |
|---------------------|-------------------------------|--------------------|
| Hammer Type | Super Dominator 650 HD | |
| Shank | QL 60 | |
| Model Number | 600316 | |
| Item | Description | Part Number |
| 1 | Thread Protector | 201701 |
| 2 | Snap Ring | 783050 |
| 3 | N.R.V. Seat | 603872 |
| 4 | O'Ring | 768112 |
| 5 | Non Return Shuttle Valve | 603554 |
| 6 | N.R.V. Spring | 760135 |
| 7 | N.R.V. Spring Shield | 603652 |
| 8 | Integral Top-Adaptor | 603806 |
| 9 | O'Ring | 747105 |
| 10 | O'Ring | 768140 |
| 11 | Cylinder | 603801 |
| 12 | Piston | 603538 |
| 13 | Snap Ring | 783017 |
| 14 | O'Ring | 747105 |
| 15 | Bit Guide Bush | 603537 |
| 16 | Bit Retaining Ring | 603866 |
| 17 | Chuck | 603802 |
| 18 | End Cap | 741042 |
| SK | Service Kit | SK43 |
| RK | Repair Kit | RK81 |
| | Foot Valve | 602852 |
| | F/V Tool - Body | 603547 |
| | F/V Tool - Pusher | 601564 |

Drill Bits

| Part Number | Diameter mm | Face | | Type | Buttons Qty / Dia | Over Size | Weight (Kg) |
|-----------------------------------|-------------|-------|---------|-------|-----------------------|-----------|-------------|
| | | Inch | Design | | | | |
| Ingersoll Rand QL 60 Shank | | | | | | | |
| 650094 | 156 | 6.1/8 | Concave | Domed | 16 x 16mm | | 23.2 |
| 653139 | 165 | 6.1/2 | Concave | Domed | 18 x 18mm | | 24.4 |
| 653160 | 171 | 6.3/4 | Convex | Domed | 19 x 18mm | | 25.3 |
| 653128 | 178 | 7 | Concave | Domed | 8x 20mm + 11 x 16mm | Y | 26.2 |
| 653227 | 190 | 7.1/2 | Concave | Domed | 24 x 16mm | Y | 31.7 |
| 653142 | 203 | 8 | Concave | Domed | 31 x 16mm | Y | 34.1 |
| 653211 | 241 | 9.1/2 | Concave | Domed | 18 x 20mm / 10 x 16mm | Y | 39.5 |

6"

GW 600

Choke system to allow adjustment of air flow to improve flushing

Optimised drive chamber capacities to maximise hammer performance

Robust simple piston design for optimum strength and performance

Reversible cylinder for maximum service life

12 spline QL60 shank reduces contact stress and wear rates



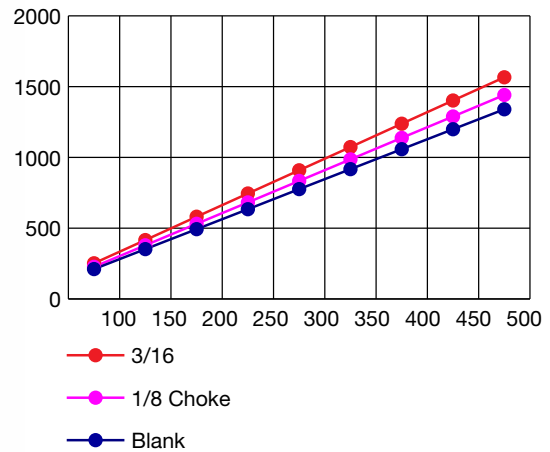
The New GW 600 high performance hammer drills under a head of water typically suited to water well and geothermal applications.

Its robust non ported piston design improves the hammer strength and increases air flow efficiency. A choke facility helps to adjust air flow through the hammer.

The GW 600 is fitted with a reversible cylinder to prolong the service life.

Air Consumption

GW600 Air Consumption



Figures are based on theoretical data

Available Shanks

IR QL 60



| Hammer Type | GW 600 | GW 600 HD |
|----------------------------|-------------------------|-------------------------|
| Part Number | 600397 | 600398 |
| Shank | Ingersoll Rand QL 60 | Ingersoll Rand QL 60 |
| Top Thread | 3 1/2" Api Reg Pin | 3 1/2" Api Reg Pin |
| Flat Hammer size | 101mm (3.976") | 101mm (3.976") |
| Weight | 86Kg | 100Kg |
| Outside Diameter | 140mm (5.512") | 146mm (5.748") |
| Make Up Length | 1035.15mm (40.754") | 1035.15mm (40.754") |
| Recommended Minimum Thrust | 500Kg (1100Lbs) | 500Kg (1100Lbs) |
| Recommended Maximum thrust | 1500Kg (3300Lbs) | 1500Kg (3300Lbs) |

Parts List

| Hammer Type | | GW600 | GW600 HD |
|--------------|----------------------|-------------|-------------|
| Shank | | QL 60 | QL60 |
| Model Number | | 600397 | 600398 |
| Item | Description | Part Number | Part Number |
| 1 | Thread Protector | 201701 | 201701 |
| 2 | Top Adaptor | 604521 | 604360 |
| 3 | O-Ring | 768140 | 768140 |
| 4 | 4mm M/UP Shim | 601946 | 601946 |
| | 5mm M/UP Shim | 601947 | 601947 |
| | 6mm M/UP Shim | 601948 | 601948 |
| | 7mm M/UP Shim | 601949 | 601949 |
| 5 | Compression Spring | 760159 | 760159 |
| 6 | NRV | 604444 | 604444 |
| 7 | NRV Bleed Plug Blank | 604480 | 604480 |
| | NRV Bleed Plug 1/8" | 604481 | 604481 |
| | NRV Bleed Plug 3/16" | 604482 | 604482 |
| 8 | Spring | 760079 | 760079 |
| 9 | Air Distributor | 604514 | 604514 |
| 10 | O-Ring | 768043 | 768043 |
| 11 | Liner | 604519 | 604519 |
| 12 | Cylinder | 604517 | 604360 |
| 13 | Snap Ring | 783056 | 783056 |
| 14 | Piston | 604520 | 604520 |
| 15 | Snap Ring | 783056 | 783056 |
| 16 | Guide Bush | 604518 | 604518 |
| 17 | O-Ring | 747105 | 747105 |
| 18 | Bit Retaining Rings | 604515 | 604515 |
| 19 | O-Ring | 747105 | 747105 |
| 20 | Chuck | 604516 | 604561 |
| 21 | End Cap | 741042 | 741042 |

| Part Number | Diameter mm | Face | | Buttons Type | Buttons Qty / Dia | Over Weight Size (Kg) |
|-----------------------------------|-------------|-------|---------|--------------|-----------------------|-----------------------|
| | | Inch | Design | | | |
| Ingersoll Rand QL 60 Shank | | | | | | |
| 650094 | 156 | 6.1/8 | Concave | Domed | 16 x 16mm | 23.2 |
| 653139 | 165 | 6.1/2 | Concave | Domed | 18 x 18mm | 24.4 |
| 653160 | 171 | 6.3/4 | Convex | Domed | 19 x 18mm | 25.3 |
| 653128 | 178 | 7 | Concave | Domed | 8x 20mm + 11 x 16mm | Y 26.2 |
| 653227 | 190 | 7.1/2 | Concave | Domed | 24 x 16mm | Y 31.7 |
| 653142 | 203 | 8 | Concave | Domed | 31 x 16mm | Y 34.1 |
| 653211 | 241 | 9.1/2 | Concave | Domed | 18 x 20mm / 10 x 16mm | Y 39.5 |