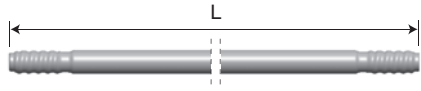
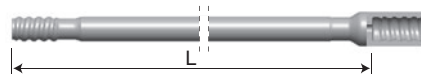


Round extension rod




Thread	Outside diameter		Length(L)		Weight [Kg]	Part number
	[mm]	[in]	[mm]	[ft/in]		
T45 - T45	45	1 3/4"	3050	10'	34.1	ER45M45-3050
			3660	12'	41.0	ER45M45-3660
			4270	14'	48.1	ER45M45-4270
			4880	16'	54.9	ER45M45-4880
			6100	20'	68.9	ER45M45-6100

Male / Female rod




Thread	Outside diameter		Length(L)		Weight [Kg]	Part number
	[mm]	[in]	[mm]	[ft/in]		
T45 - T45	45	1 3/4"	1525	5'	18.4	ER45M45MF-1525
			1830	6'	22.1	ER45M45MF-1830
			3050	10'	36.1	ER45M45MF-3050
			3660	12'	43.3	ER45M45MF-3660
			4270	14'	50.2	ER45M45MF-4270

Coupling sleeve



Thread	Outside diameter(D)		Length(L)		Weight [Kg]	Part number
	[mm]	[in]	[mm]	[in]		
T45 - T45	63	2 1/2"	210	8 1/4"	3.0	CM45

Crossover coupling



Thread	Outside diameter(D)		Length(L)		Weight [Kg]	Part number
	[mm]	[in]	[mm]	[in]		
T45 - T38	63	2 1/2"	215	8 1/2"	3.4	CM45M38
T45 - T51	72	2 7/8"	240	9 1/2"	5.0	CM51M45