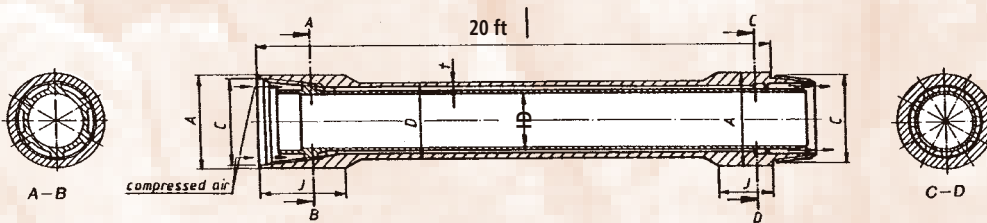
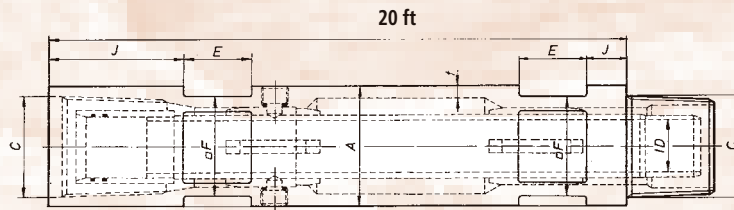


# Reverse Circulation Drill Pipes

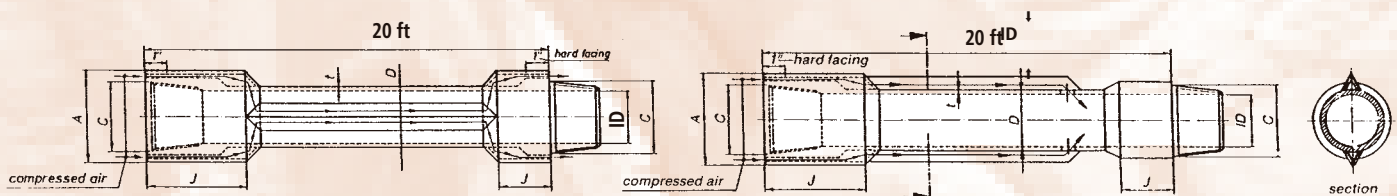
Lufthebestangen



D inches	t wall inches	C tool joints connection	J length shoulder box inches	pin inches	A OD inches	ID inches	max. machine torque (kNm)	approx. weight lbs	kg	drawing no.
3 1/4	0.288	API 3 1/2 IF	6	4	5 1/4	2 3/8	7.3	258	117.5	VB 93.00.00
3 1/2	0.288	API 4 FH	6	4	5 1/4	2 5/8	8.6	286	130	VB 115.00.00
4	0.288	API 4 IF	6	4	5 3/4	3 3/16	11.6	358	163	VB 135.00.00
4 1/4	0.304	API 4 1/2 IF	6	4	6 3/4	3 9/16	14.6	438	199	VB 100.00.00
4 1/4	0.304	API 4 1/2 FH	6	4	6	2 15/16	14.6	409	186	VB 116.00.00
5	0.304	API 5 1/2 FH	7	5	7	4 1/8	20.9	468	213	VB 117.00.00
5 1/2	0.304	API 5 1/2 IF	7	5	7 3/8	4 3/4	25.7	633	288	VB 101.00.00
6 1/4	0.288	API 6 5/8 FH-short	7 7/8	4 3/4	7 5/16	4 11/16	30.7	638	290	VB 239.00.00
6 1/4	0.288	API 6 5/8 FH-short	8 1/4	5 1/4	6 1/4	4	30.7	598	272	VB 620.00.00



D inches	t wall inches	C tool joints connection	J length shoulder box inches	pin inches	F inches	ID inches	max. machine torque (kNm)	approx. Weight lbs	kg	drawing no.
3 1/2	0.37	Tr 76 x 1 1/4"	3 15/16	3 15/16	2 15/16	1 9/16	11.0	323	147	VB 574.00.00
4 1/2	0.37	API 3 1/2 IF	3 15/16	3 15/16	3 15/16	2 1/16	19.6	391	178	VB 575.00.00
4 1/2	0.37	Tr 102 x 1 1/4"	3 15/16	5 5/16	3 15/16	2 1/4	19.6	391	178	VB 582.00.00



D inches	t wall inches	C tool joints connection	J length shoulder box inches	pin inches	A OD inches	ID inches	max machine torque (kNm)	approx. weight lbs	kg	drawing no.
4	0.248	Tr 108.8 x 1 1/4"	3 15/16	3 15/16	6 1/2	3 5/8	10.5	273	124	VB 458.00.00
4 1/2	0.248	Tr 108.8 x 1 1/4"	3 15/16	3 15/16	6 1/2	3 5/8	13.6	343	156	VB 464.00.00
5 1/2	0.394	API 5 1/2 IF	10 1/4	5 5/16	8 3/4	4 3/4	30.8	598	272	VB 24.00.00
6 1/4	0.315	Tr 180.15 x 1 1/4"	10 1/4	5 5/16	8 3/4	4 3/4	34.0	682	310	VB 233.00.00
8 5/8	0.347	API-S5 9/4 x 1 1/4"	12 1/2	7 1/2	11 1/2	8	44.0	950	430	VB 323.00.00